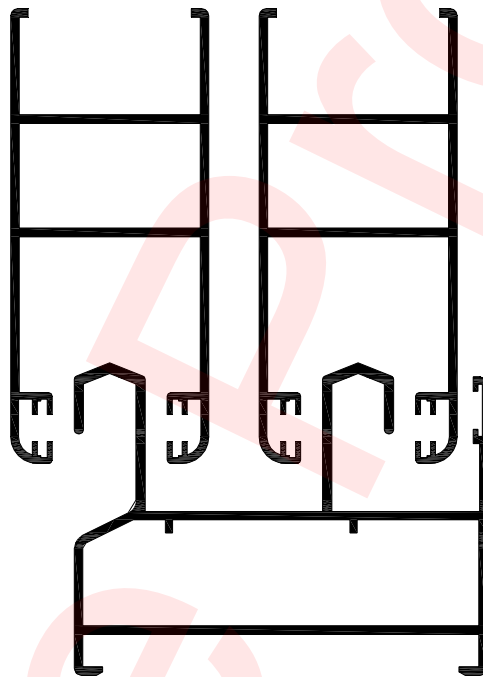
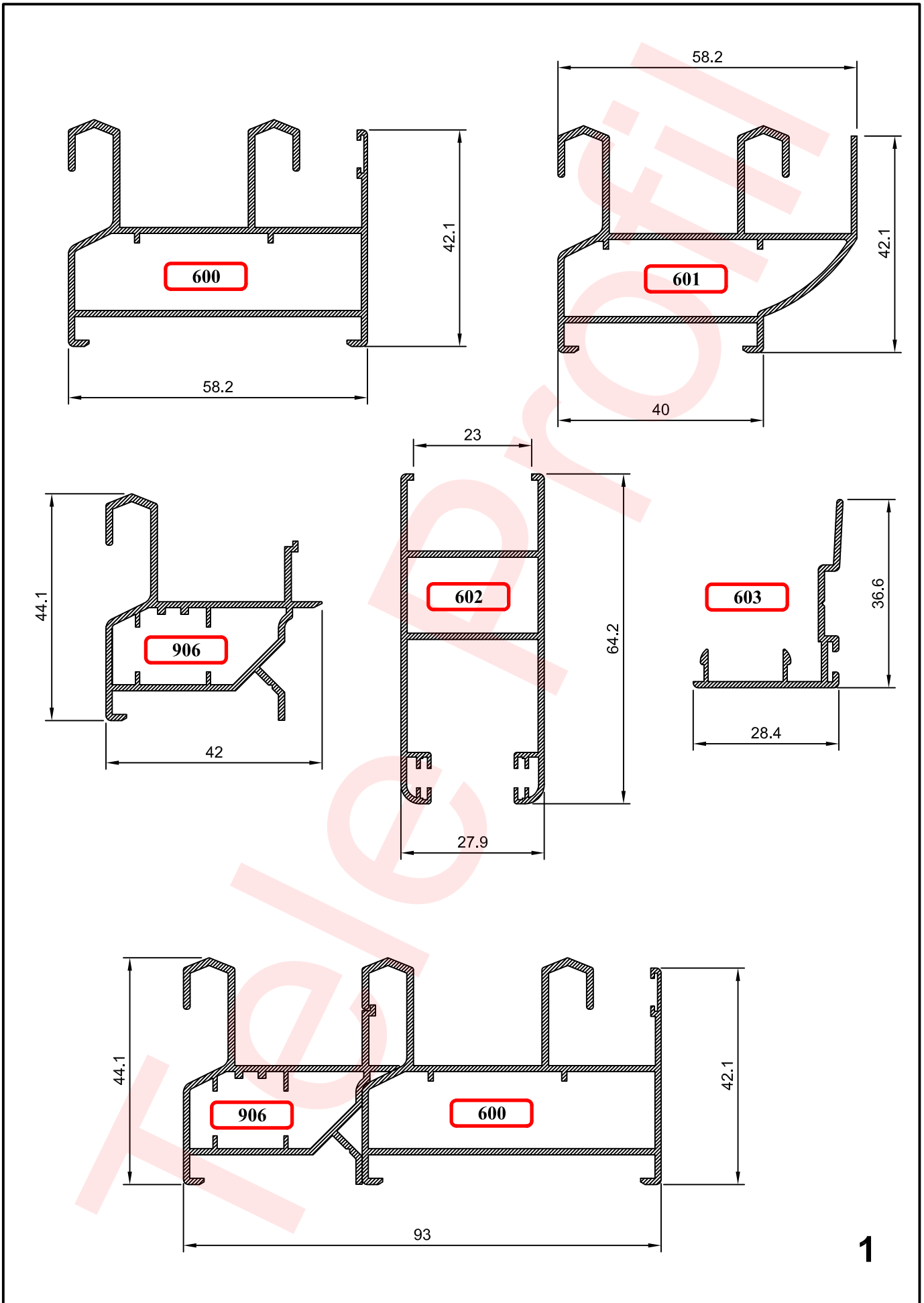
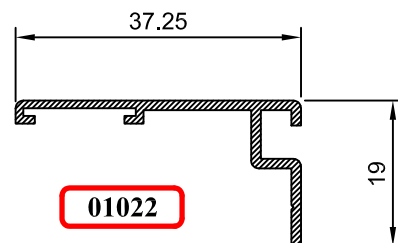
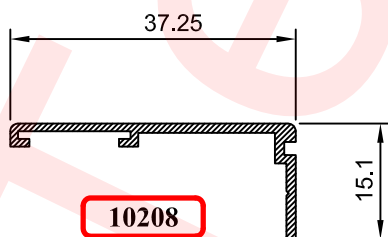
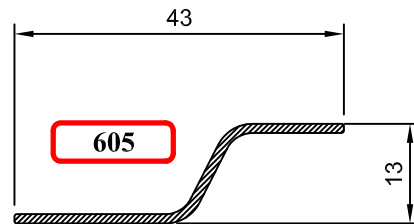
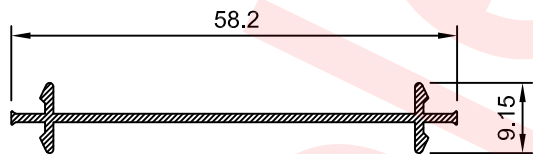
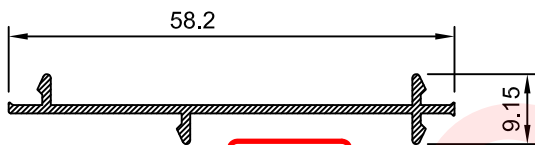
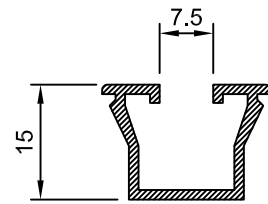
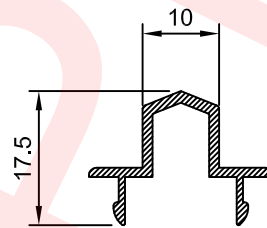
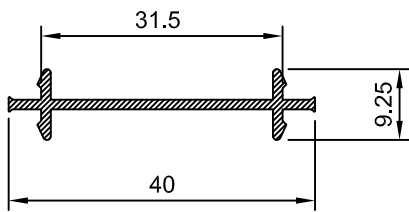
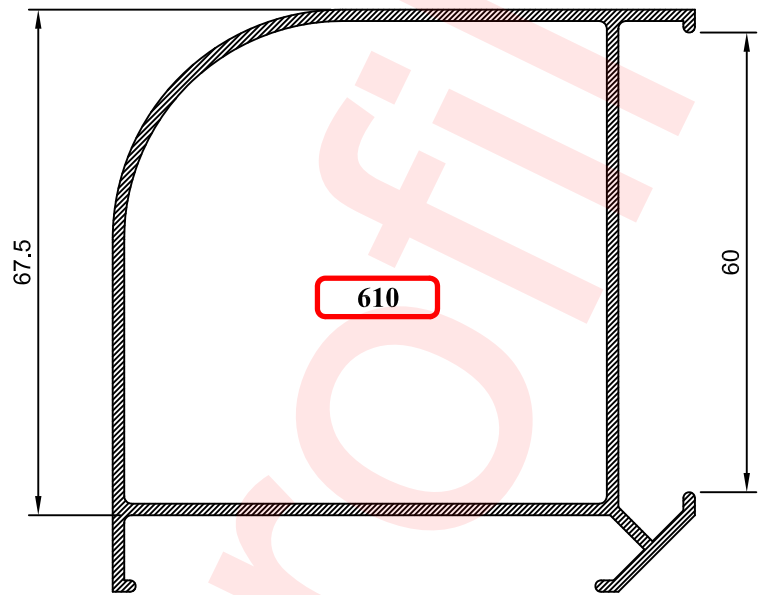
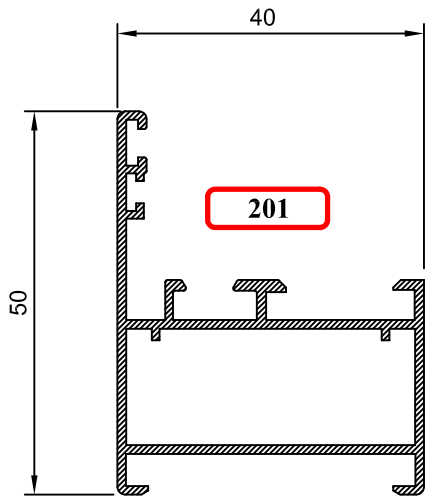


Tele Profil®



SERIE VF 70P



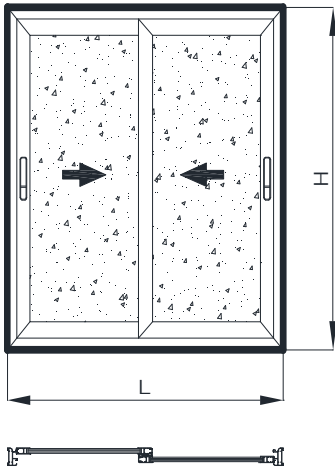


ACCESORIO	REF.	DENOMINACION	2 HOJAS	3 HOJAS	4 HOJAS
	443	ESCUADRA	12	16	20
	LT18-1114C	ESCUADRA DE BLOQUEO		4	
	ESCA 7x0.5	ESCUADRA ALINEACION HOJA / MARCO	20	28	36
	620	KIT DE CORREDERA	1	2	2
	621	RUEDA METALICA DE 1 RODAMIENTO	4	6	8
	623	CIERRE EMBUTIDO	2	3	4
	905	TERMINAL PARA PERFIL DE 4 HOJAS			2
	622	RUEDA METALICA DE 2 RODAMIENTOS	4	6	8

CON CIERRE MULTIPUNTO

	MUL600	VARILLA DE 600 PARA VENTANAS HASTA 1200 mm	2	2	2
	MUL1600	VARILLA DE 1600 PARA PUERTA HASTA 2400 mm	2	2	2
	CREMONA	CREMONA MULTIPUNTO	2	2	2
	CALZO	CALZO CIERREMULTIPUNTO PARA MUL600	4	4	4
	CALZO	CALZO CIERREMULTIPUNTO PARA MUL1600	6	6	6

2 HOJAS CORREDERAS



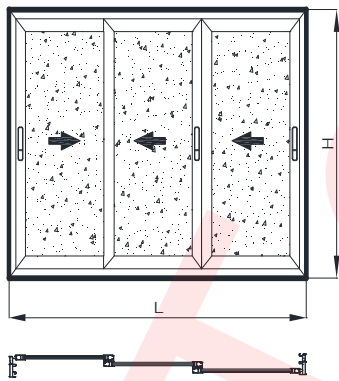
PERFIL	REF.	DENOMINACION	POSICION	UNDS.	FORMULA DE CORTE	TIPO CORTE
	600	CERCO DE 60mm	HORIZONTAL	2	L	INGLETE
		CERCO DE 60mm	VERTICAL	2	H	INGLETE
	602	HOJA DE 65mm	HORIZONTAL	4	L-5/ 2	INGLETE
		HOJA DE 65mm	VERTICAL	4	H-72	INGLETE
	603	PERFIL DE CRUCE	VERTICAL	4	H-72	RECTO

4 HOJAS CORREDERAS



PERFIL	REF.	DENOMINACION	POSICION	UNDS.	FORMULA DE CORTE	TIPO CORTE
	600	CERCO DE 60mm	HORIZONTAL	2	L	INGLETE
		CERCO DE 60mm	VERTICAL	2	H	INGLETE
	602	HOJA DE 65mm	HORIZONTAL	8	(L / 4) +13	INGLETE
		HOJA DE 65mm	VERTICAL	8	H-72	INGLETE
	603	PERFIL DE CRUCE	VERTICAL	4	H-72	RECTO

3 HOJAS CORREDERAS



PERFIL	REF.	DENOMINACION	POSICION	UNDS.	FORMULA DE CORTE	TIPO CORTE
	600 + 906	CERCO DE 93mm	HORIZONTAL	2	L	INGLETE
		CERCO DE 93mm	VERTICAL	2	H	INGLETE
	602	HOJA DE 65mm	HORIZONTAL	6	(L / 3) + 20	INGLETE
		HOJA DE 65mm	VERTICAL	6	H-72	INGLETE
	603	PERFIL DE CRUCE	VERTICAL	4	H-72	RECTO

RESUMEN DE RESULTADOS

PERMEABILIDAD AL AIRE	CLASE 2
ESTANQUIDAD AL AGUA	CLASE 5A
RESISTENCIA A LA CARGA DE VIENTO	CLASE C5